

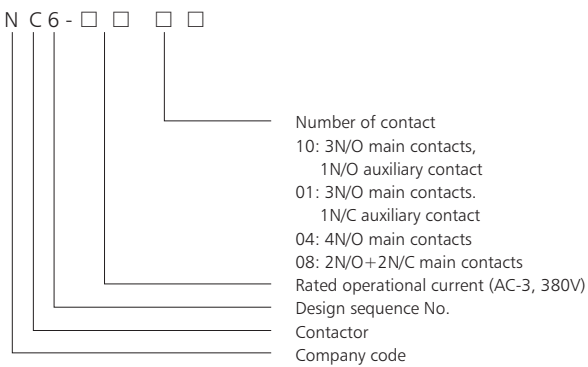
				RCC	
Germany	Czech	Ukraine	Russia	South Africa	USA
					

NC6 Contactor, 6~9A

1. General


- 1.1 Certificates: VDE, ESC, UKRTEST, PCT, RCC, UL;
- 1.2 Electric ratings: AC50/60Hz, up to 690V, up to 9A;
- 1.3 Application: remotely makes and breaks circuit; protect circuit from overload assembling with proper thermal relay;
- 1.4 Utilization category: AC-1, AC-3, AC-4;
- 1.5 Ambient temperature: -5°C~+40°C;
- 1.6 Altitude: ≤2000m;
- 1.7 Mounting category: II, III;
- 1.6 Mounting conditions: inclination between mounting plane and vertical plane not exceed ±30° ;
- 1.8 Standard: IEC/EN 60947-4-1

2. Type Designation




3. Technical Data

- 3.1 Contactor
- ★ 3P contactor AC coil operation

Items	Model	NC6-06	NC6-09
			
Rated conventional heating current (A)	AC-1	20	20
Rated operational current (A)	AC-3/AC-4	380/400V	6
		660/690V	3.8
Power of motor	kW (AC-3)	220/230V	1.5
		380/400V	2.2
		660/690V	3
	hp	240V	2
		400V	3
		600V	3
Operating cycles (operations/h)	Electrical	AC-3	1,200
		AC-4	300
	Mechanical	3,600	
Electrical life (× 10 ³ operations)	AC-3	1,200	
	AC-4	25	
Mechanical life (× 10 ⁶ operations)		10	
Matching fuse model		RT16-16	
			RT16-20

★ 4P contactor AC operation

Items		Model	NC6-06	NC6-09
				
Rated operational current (A)	AC-1		20	20
	AC-3/AC-4	380/400V	6	9
		660/690V	3.8	5
Power of motor	kW (AC-3)	220V/230V/240V	1.5	2.2
		380/400V	2.2	4
		660/690V	3	4
	hp	240V	-	2
		400V	-	3
600V		-	3	
Operating cycles (operations/h)	Electrical	AC-3	1,200	1,200
		AC-4	300	300
		Mechanical	3,600	3,600
Electrical life ($\times 10^3$ operations)		AC-3	1,200	1,200
		AC-4	25	25
Mechanical life ($\times 10^6$ operations)			10	10
Matching fuse model			RT16-16	RT16-20

3.2 AC coil specifications

Items		Model	NC6-06	NC6-09
Rated control voltage (V AC)			24, 36, 48, 110, 127, 220, 230, 380, 400	
Coil power (VA)		Pick-up	30	30
		Holding	4.5	4.5

4. Terminal connection

Model	Number of piece	Conductor (mm ²)	Screw size	Tightening torque (N · m)
NC6-06	1	2.5	M3	0.5
NC6-09	1	2.5	M3	0.5

5. Accessories

5.1 Auxiliary contact

Model	Auxiliary contact		
	Model of assembled contact	Conventional heating current (A)	Control capacity
NC6-06	NCF6-20; NCF6-02 NCF6-11; NCF6-40 NCF6-31; NCF6-22 NCF6-13; NCF6-04	10	AC-15: 360VA
			DC-13: 33W
NC6-09	NCF6-20; NCF6-02 NCF6-11; NCF6-40 NCF6-31; NCF6-22 NCF6-13; NCF6-04	10	AC-15: 360VA
			DC-13: 33W



5.2 Assembly with thermal over-load relay

Model of contactor	Assembled thermal over-load relay			
	Model	Rated current (A)	Recommended fuse type	
			aM	gG
NC6-09	NR2-11.5	0.1~0.16	0.25	2
		0.16~0.25	0.5	2
		0.25~0.4	1	2
		0.4~0.63	1	2
		0.63~1	2	4
		1~1.6	2	4
		1.25~2	4	6
		1.6~2.5	4	6
		2.5~4	6	10
		4~6	8	16
		5.5~8	12	20
7~10	12	20		
9~13	16	25		



6. Overall and mounting dimensions (mm)

