



USA

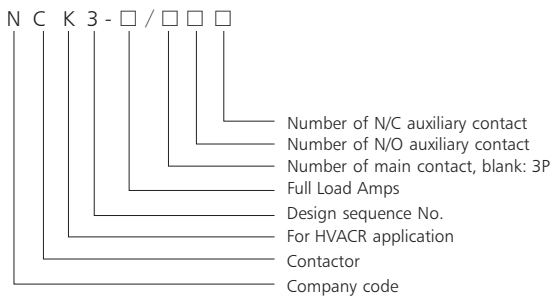


## NCK3 Definite Purpose Contactor, 25~90A

### 1. General

- 1.1 Certificates: UL;
- 1.2 Application: HVACR;
- 1.3 Utilization category: AC-1, AC-7a, AC-8a;
- 1.4 Rated insulation voltage: 630V;
- 1.5 Standard: UL508

### 2. Type Designation



### 3. Technical Data

#### 3.1 Contactor

#### ★ NCK3, 1Pole

Model	Full Load Amps (A)	Line Voltage (V)	Locked Rotor Amps(A)	Resistive Amps Rating(A)
NCK3-25/1P	25	240/277	150	32
	20	480	120	
	15	600	90	
NCK3-30/1P	30	240/277	200	40
	25	480	150	
	20	600	120	
NCK3-32/1P	32	240/277	200	40
	25	480	150	
	20	600	120	
NCK3-40/1P	40	240/277	240	50
	32	480	200	
	25	600	160	

#### ★ NCK3, 1P+shunt

Model	Full Load Amps (A)	Line Voltage (V)	Locked Rotor Amps(A)	Resistive Amps Rating(A)
NCK3-25/1	25	240/277	150	32
	20	480	120	
	15	600	90	
NCK3-30/1	30	240/277	200	40
	25	480	150	
	20	600	120	
NCK3-32/1	32	240/277	200	40
	25	480	150	
	20	600	120	
NCK3-40/1	40	240/277	240	50
	32	480	200	
	25	600	160	

★ NCK3, 1P+1 NC+Auxiliary contact

Model	Full Load Amps (A)	Line Voltage (V)	Locked Rotor Amps(A)	Resistive Amps Rating(A)
NCK3-25/101	25	240/277	150	32
	20	480	120	
	15	600	90	
NCK3-30/101	30	240/277	200	40
	25	480	150	
	20	600	120	
NCK3-32/101	32	240/277	200	40
	25	480	150	
	20	600	120	
NCK3-40/101	40	240/277	240	50
	32	480	200	
	25	600	160	

★ NCK3, 2Pole

Model	Full Load Amps (A)	Line Voltage (V)	Locked Rotor Amps(A)	Resistive Amps Rating(A)
NCK3-25/2	25	240/277	150	32
	20	480	120	
	15	600	90	
NCK3-30/2	30	240/277	200	40
	25	480	150	
	20	600	120	
NCK3-32/2	32	240/277	200	40
	25	480	150	
	20	600	120	
NCK3-40/2	40	240/277	240	50
	32	480	200	
	25	600	160	

★ NCK3, 3Pole

Model	Full Load Amps(A)	Line Voltage (V)	Locked Rotor Amps(A)	Resistive Amps Rating(A)	Horsepower
NCK3-25	25	240/277	150	32	7.5
	20	480	110		10
	15	600	90		10
NCK3-30	30	240/277	200	40	10
	25	480	115		15
	20	600	95		15
NCK3-32	32	240/277	240	40	10
	25	480	150		15
	20	600	120		15
NCK3-40	40	240/277	240	50	10
	32	480	150		20
	25	600	120		20



Model	Full Load Amps(A)	Line Voltage (V)	Locked Rotor Amps(A)	Resistive Amps Rating(A)	Horsepower
NCK3-50	50	240/277	300	60	15
	40	480	215		30
	32	600	175		30
NCK3-60	60	240/277	360	75	20
	40	480	215		30
	32	600	175		30
NCK3-75	75	240/277	450	90	25
	60	480	375		50
	50	600	300		50
NCK3-90	90	240/277	540	100	30
	75	480	450		60
	60	600	360		60

### 3.2 Coil specifications

1Pole, 1Pole+shunt, 1Pole+1 NC, auxiliary contact, 2Pole

Model		NCK3-20(25)	NCK3-30(32)	NCK3-40
Power consumption	Inrush (VA)	55	55	55
	Sealed (VA)	13	13	13
Operation range	Pick-up voltage	(85%~110%) Us		
	Drop-out voltage	(20%~65%) Us		
Power supply voltage Us		AC50/60Hz, 24V, 110V/120V, 220V/240V		

### 3Pole

Model		NCK3-25~40	NCK3-50~60	NCK3-75~90
Power consumption	Inrush (VA)	51	83	165
	Sealed (VA)	12	6	14
Operation range	Pick-up voltage	(85%~110%) Us		
	Drop-out voltage	(20%~65%) Us		
Power supply voltage Us		AC50/60Hz, 24V, 110V/120V, 220V/240V		

### 3.3 Specifications of auxiliary contact

1Pole+1 NC auxiliary contact

Ith (A)	Ui (V)	Capacity of auxiliary contact	
		AC (VA)	DC (W)
10	600	300	30

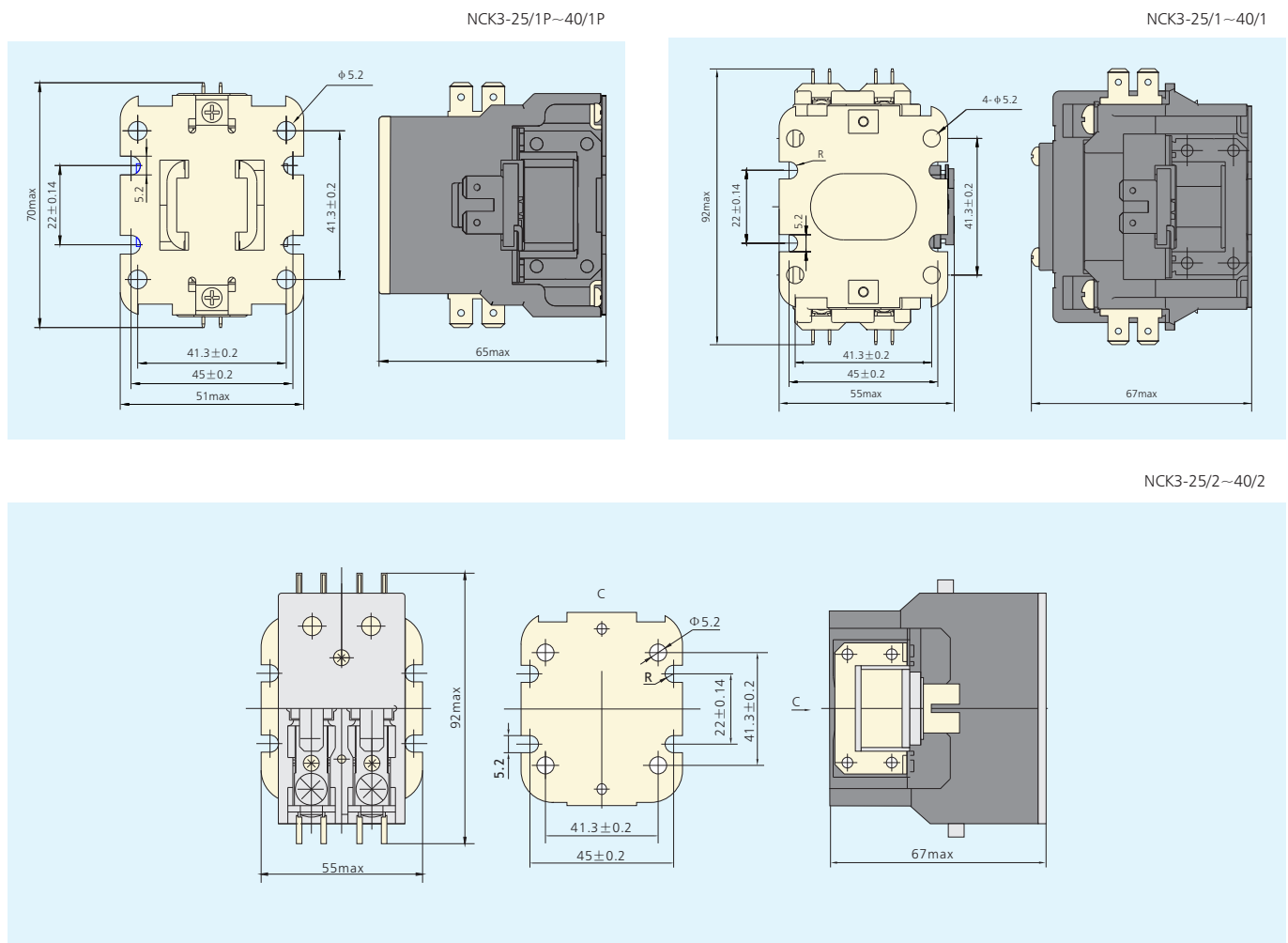
### 3Pole, lateral auxiliary contact

Utilization category	Rated insulation voltage (V)	Resistive amps (A)	Rated operational voltage (V)	Rated operational current (A)	Control capacity
AC-15	660V	10	380/400	0.95	360VA
DC-13	660V	10	220/230	0.15	33W

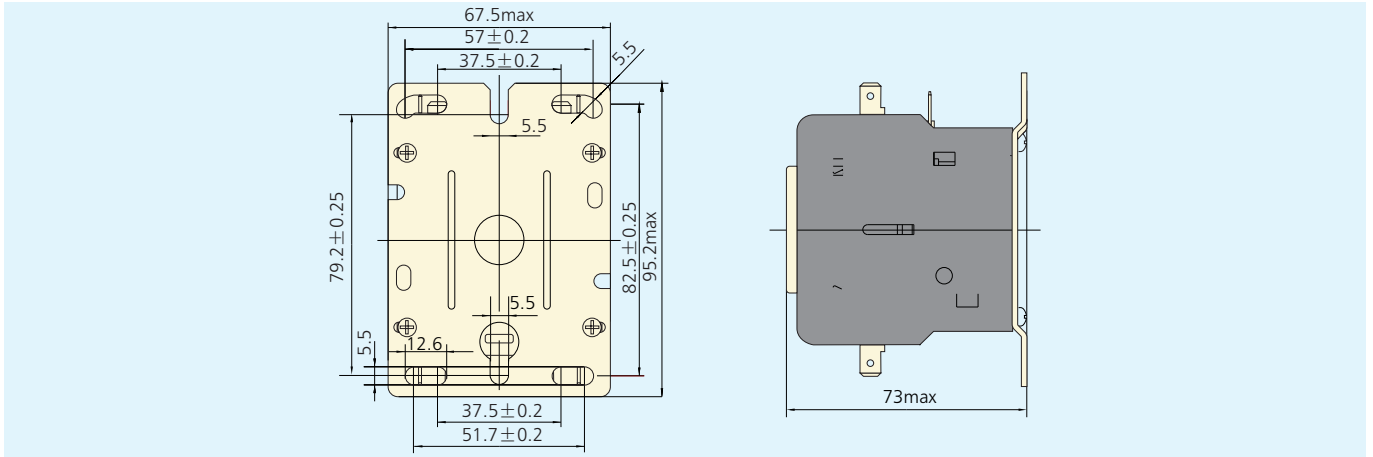
#### 4. Terminal Connection

Model	Cabling(mm <sup>2</sup> ) (Cu)		Tightening torque(N • m)	
	Rigid wire with single core	Flexible stranded wire	Coil	Main circuit
NCK3-25	2.5~6	2.5~4	-	1.8~2
NCK3-32	4~10	2.5~6	-	1.8~2
NCK3-40	4~10	2.5~6	-	1.8~2
NCK3-50	6~16	4~10	0.8~1.2	10~14
NCK3-60	6~16	4~10	0.8~1.2	10~14
NCK3-75	16~35	10~25	0.8~1.2	10~14
NCK3-90	25~35	16~25	0.8~1.2	10~14

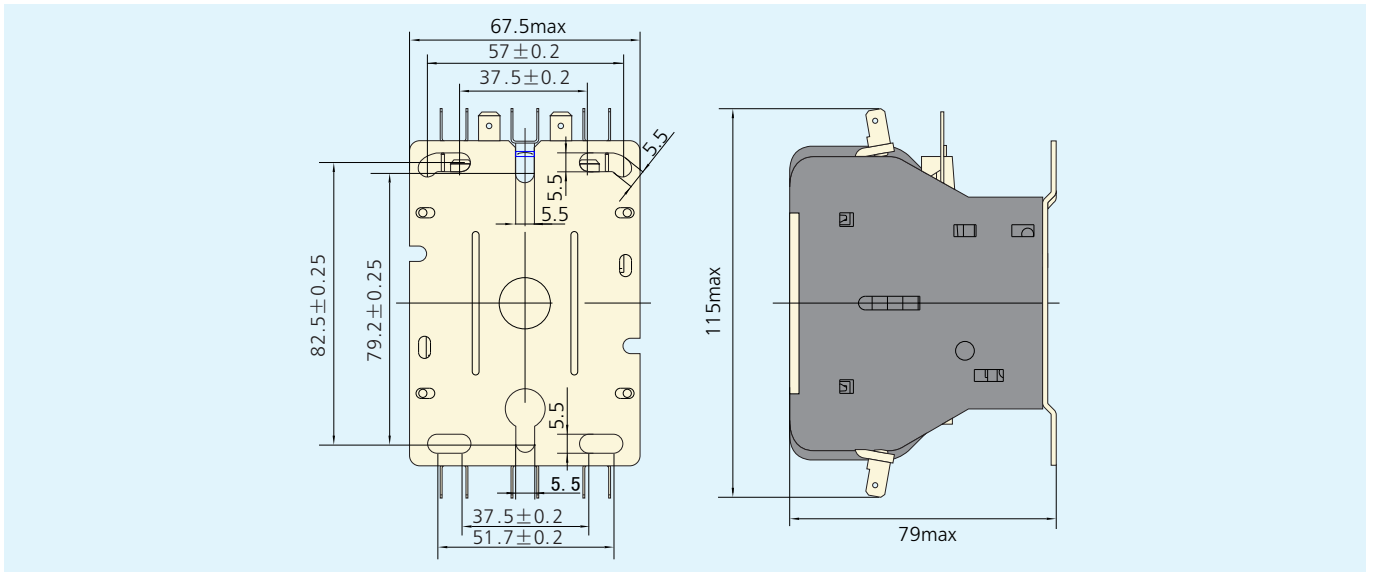
#### 5. Overall and mounting dimensions (mm)



NCK3-25~40



NCK3-50~60



NCK3-75~90

