



STAINLESS STEEL 不锈钢



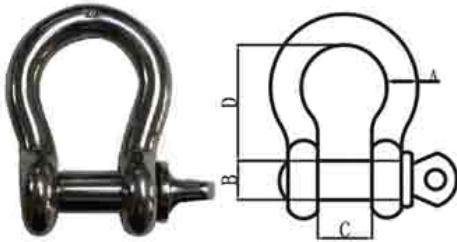
STAINLESS STEEL

European Type Large Dee Shackles



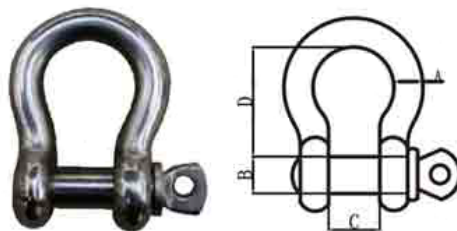
Size(mm)	Dimensions(mm)				WLL(kg)
	A	B	C	D	
4	4	4	8	16	80
5	5	5	10	20	100
6	6	6	13	24	200
8	8	8	16	32	320
10	10	10	20	40	520
12	12	12	24	48	800
14	14	14	28	56	1100
16	16	16	32	64	1500
18	18	18	36	72	2100
20	20	20	40	76	3000
22	22	22	44	88	3500
25	25	25	50	100	5000
28	28	28	56	112	7000
32	32	32	64	128	8000

European Type Large Bow Shackles



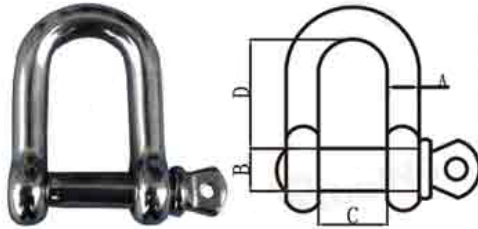
Size(mm)	Dimensions(mm)				WLL(kg)
	A	B	C	D	
4	4	4	8	16	80
5	5	5	10	19	100
6	6	6	12	24	200
8	8	8	16	32	320
10	10	10	20	40	520
12	12	12	24	48	800
14	14	16	28	56	1100
16	16	20	32	64	1500
18	18	22	36	72	2100
20	20	25	40	76	3000
22	22	28	44	88	3500
25	25	32	50	100	5000

JIS Type Bow Shackles



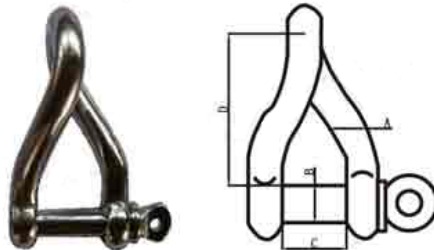
Size(mm)	Dimensions(mm)				WLL(kg)
	A	B	C	D	
4	4	4	8	16	50
5	5	5	10	19	80
6	6	6	12	25	100
8	8	8	16	32	200
10	10	10	20	38	320
12	12	12	24	48	520
14	14	16	28	50	700
16	16	20	32	55	800
18	18	22	36	62	990
20	20	25	40	68	1100
22	22	28	44	82	1500
25	25	32	50	95	2100

JIS Type D Shackles



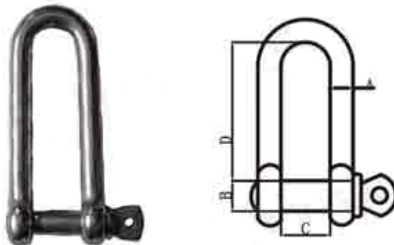
Size(mm)	Dimensions(mm)				WLL(kg)
	A	B	C	D	
4	4	4	8	14	50
5	5	5	10	16	80
6	6	6	12	22	100
8	8	8	16	27	200
10	10	10	20	31	320
12	12	12	24	40	520
14	14	14	28	46	700
16	16	16	32	52	800
18	18	18	36	58	990
20	20	20	40	64	1100
22	22	22	44	75	1500
25	25	25	50	83	2100
28	28	28	56	96	3000
32	32	32	64	114	3500
36	36	36	72	116	4600
38	38	38	76	152	5000

Screw Pin Twisted Shackles



Dimensions(mm)				WLL(kg)	BL (kg)
A	B	C	D		
4	4	8	20	167	665
5	5	10	25	275	1100
6	6	12	30	400	1600
8	8	16	36	700	2500
10	10	20	41	1150	4600
12	12	24	54	1500	6000

Long Dee Shackles



Dimensions(mm)				WLL(kg)	BL (kg)
A	B	C	D		
4	4	8	30	175	700
5	5	10	37.5	313	1250
6	6	12	45	450	1800
8	8	16	60	688	2750
10	10	20	75	813	3250
12	12	24	90	1600	6400

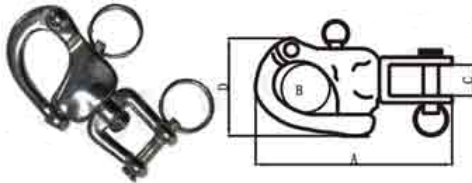
Eye Swivel Snap Shackles



Size(mm)	Dimensions(mm)			WLL(t)
	A	B	C	
12*70	70	12	12	0.275
16*87	87	12	16	0.5
22*128	120	16	22	0.875

STAINLESS STEEL

Snap Shackles With Casting Swivel Jaw



Size(mm)	Dimensions(mm)				WLL(kg)	BL (kg)
	A	B	C	D		
12*70	73	12	12	33	275	1100
16*87	96.5	16	16.5	42	500	2000
22*128	127	22	20	58	875	3500

Fixed Snap Shackles



Size(in)	Dimensions(mm)			WLL(t)
	A	B	C	
12*52	52	9	12	0.275
16*66	66	12	16	0.5
22*96	96	16	22	0.875

Jaw & Jaw Turnbuckles US Type



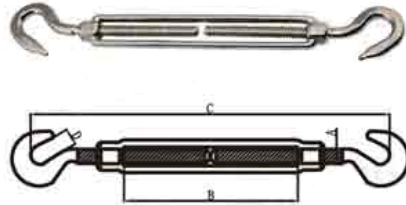
Size(in)	Dimensions(in)					WLL(lbs)	Weight (kg)
	A	B	C	D	E		
1/4"	4"	7.5"	0.2"	0.45"	500	0.37	
5/16"	4.5"	8.5"	0.25"	0.51"	800	0.56	
3/8"	6"	10.75"	0.3"	0.54"	1200	0.85	
1/2"	6"	12"	0.37"	0.63"	2200	1.82	
5/8"	6"	13.5"	0.5"	0.82"	3500	3.21	
3/4"	6"	15.5"	0.62"	1.03"	5200	4.8	
1"	6"	19"	0.75"	1.23"	10000	10.4	
1 1/4"	12"	24"	1"	1.8"	15200	21.9	

Eye & Eye Turnbuckles US Type



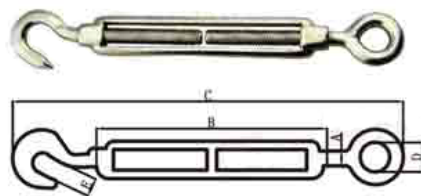
Size(in)	Dimensions(in)				WLL(lbs)	Weight (kg)
	A	B	C	D		
1/4"	4"	7.5"	0.45"	500	0.29	
5/16"	4.5"	8.5"	0.5"	800	0.48	
3/8"	6"	10.75"	0.51"	1200	0.75	
1/2"	6"	12"	0.71"	2200	1.72	
5/8"	6"	13.5"	0.87"	3500	2.75	
3/4"	6"	15.5"	0.98"	5200	4.22	
1"	6"	19"	1.35"	10000	9.62	
1"	12"	24"	1.35"	10000	13	
1 1/4"	12"	24"	1.75"	15200	19.9	

Hook & Hook Turnbuckles US Type



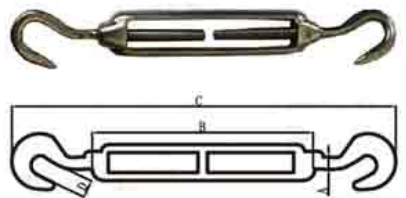
Size(in)	Dimensions(in)				WLL(t)	Weight (lbs)
	A	B	C	D		
1/4"	4"	7.5"	0.37"	0.13	0.44	
5/16"	4.5"	8.5"	0.44"	0.22	0.62	
3/8"	6"	10.75"	0.5"	0.32	0.8	
1/2"	6"	12"	0.63"	0.45	1.7	
5/8"	6"	13.5"	0.63"	0.72	2.78	
3/4"	6"	15.5"	0.95"	1	4.41	
1"	6"	19"	1.2"	1.6	9.33	
1"	12"	24"	1.2"	1.6	12.33	
1 1/4"	12"	24"	1.44"	2.2	20.87	

Hook & Eye Turnbuckles European Type



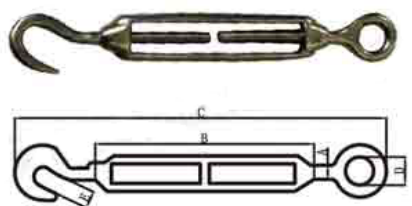
A	Dimensions(mm)				WLL(t)	Weight (lbs)
	B	C	D			
5	70	120	8	0.04	0.11	
6	90	160	10	0.1	0.19	
8	120	200	14	0.2	0.38	
10	150	240	16	0.3	0.68	
12	200	300	18	0.5	1.37	
16	250	390	26	0.8	3.05	
20	300	440	30	1.2	5.74	

Hook & Hook Turnbuckles Frame Type



A	Dimensions(mm)				WLL(t)	Weight (lbs)
	B	C	D			
5	70	130	9	0.1	0.18	
6	100	160	9	0.25	0.24	
8	125	200	10	0.35	0.46	
10	150	245	11	0.5	0.75	
12	200	300	14	1	1.43	
16	250	400	18	1.5	2.87	
20	300	480	20	2.3	5.51	
22	325	520	22	3.2	8.67	
25	350	560	26	4.5	12.99	

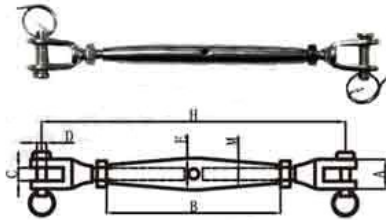
Hook & Eye Turnbuckles Frame Type



A	Dimensions(mm)					WLL(t)	Weight (lbs)
	B	C	D	E			
5	70	130	8	9	0.1	0.18	
6	100	160	10	9	0.25	0.24	
8	125	200	12	10	0.35	0.46	
10	150	245	16	11	0.5	0.75	
12	200	300	20	14	1	1.43	
16	250	400	22	18	1.5	2.87	
20	300	480	28	20	2.3	5.51	
22	325	520	33	22	3.2	8.67	
25	350	560	35	26	4.5	12.99	

STAINLESS STEEL

European Closed Body Turnbuckles



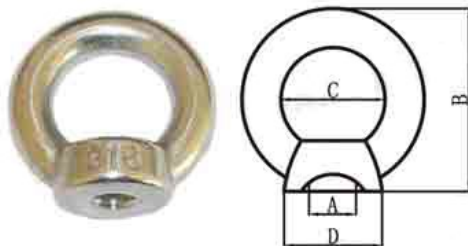
Size(mm)	Dimensions(mm)						
	M	A	B	C	D	E	H
5	5	12.5	80	7.5	4.8	8.5	128
6	6	15	92	9	5.8	10	145
8	8	17	112	11	7.8	13.5	174
10	10	20	120	12	9.8	17	204
12	12	24	150	15	11.8	21	256
14	14	28	170	18	13.8	23	290
16	16	32.6	190	21	15.8	27	327
20	20	37	210	24	19.8	33	380
22	22	—	—	—	21.8	—	14
24	24	—	—	—	23.8	—	—
36	36	69	300	45	35	—	584

DIN580 Type Eye Bolts



Size(mm)	Dimensions(mm)				WLL (t)
	A	B	C	D	
6	6	28	16	13	0.07
8	8	36	20	14	0.14
10	10	45	25	17	0.23
12	12	53	30	21	0.34
16	16	62	35	27	0.7
20	20	71	40	30	1.2
24	24	90	50	36	1.8
30	30	109	60	45	3.6

DIN582 Type Eye Nuts



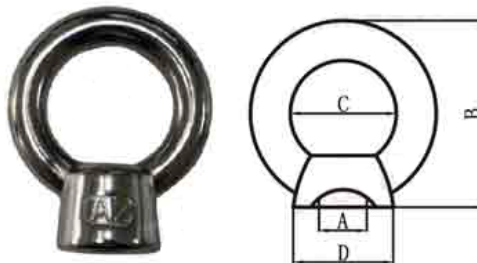
Size(mm)	Dimensions(mm)				WLL (t)
	A	B	C	D	
6	6	28	16	20	0.07
8	8	36	20	20	0.14
10	10	45	25	25	0.23
12	12	53	30	30	0.34
16	16	62	35	35	0.7
20	20	71	40	40	1.2
24	24	90	50	50	1.8
30	30	109	60	60	3.6

JIS B1168 Type Eye Bolts



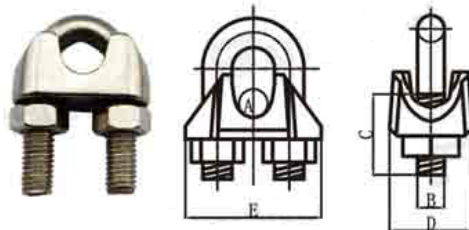
Size(mm)	Dimensions(mm)				WLL (t)
	A	B	C	D	
6	6	27.2	16	13	0.05
8	8	33.3	20	15	0.08
10	10	41.5	25	18	0.15
12	12	51	30	22	0.22
14	14	56	32	25	0.3
16	16	60	35	27	0.45
18	18	66	37	28	0.5
20	20	71	40	30	0.63
22	22	80.5	44	35	0.8
24	24	90	50	38	0.95

JIS B1169 Type Eye Bolts



Size(mm)	Dimensions(mm)				WLL (t)
	A	B	C	D	
6	6	30	16	14	0.05
8	8	33	20	16	0.08
10	10	48	25	20	0.15
12	12	61	30	24	0.22
14	14	68	32	26.5	0.3
16	16	72	35	29	0.45
18	18	82	37	31	0.5
20	20	86	40	33	0.63
22	22	106	44	35	0.8
24	24	111	50	38	0.95

Wire Rope Clips DIN741 Type



Size (mm)	Dimensions(mm)					Weight (lbs)
	A	B	C	D	E	
3	3	4	12	10	21	0.03
5	5	5	13	11	23	0.033
6	6	5	15	12	26	0.046
8	8	6	19	14	30	0.09
10	10	8	22	18	34	0.15
11	11	8	22	19	36	0.16
13	13	10	30	23	42	0.29
14	14	10	30	23	44	0.3
16	16	12	33	26	50	0.46
19	19	12	38	29	54	0.62
22	22	14	44	33	61	0.88
25	25	14	45	35	65	0.97

STAINLESS STEEL

Wire Rope Clips JIS Type



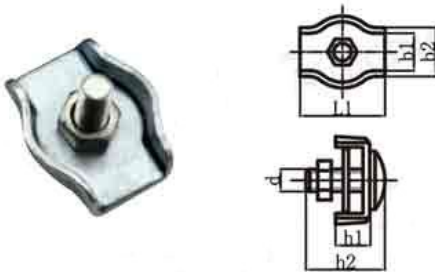
Size (mm)	Dimensions(mm)					Weight (lbs)
	A	B	C	D	E	
2	2	3	10	14	14	0.018
3	3	4	12	16	17	0.038
4	4	4	13	18	19	0.044
5	5	6	15	20	24	0.077
6	6	6	15	22	28	0.1
8	8	8	20	28	34	0.19
10	10	10	28	35	45	0.36
12	12	12	35	39	51	0.55
14	14	12	40	45	53	0.64
16	16	14	45	48	60	0.88
18	18	14	50	53	62	0.99

Duplex Wire Rope Clips



Diameter (mm)	Dimensions(mm)					
	b1	b2	d	h1	h2	l2
2	4	12	M4	5	14	30
3	6	14	M4	7	14	35
4	8	18	M5	7	18	40
5	10	20	M5	8	18	50
6	12	24	M6	9	23	60
8	17	30	M8	13	25	75
10	21	35	M10	16	32	95

Simplex Wire Rope Clips



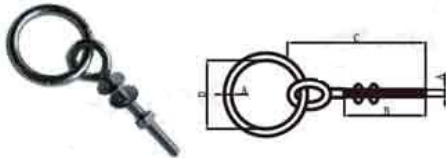
Diameter (mm)	Dimensions(mm)					
	b1	b2	d	h1	h2	l2
2	4	12	M4	5	14	15
3	6	14	M4	7	14	17
4	8	18	M5	7	18	20
5	10	20	M5	8	18	25
6	12	24	M6	9	23	30
8	17	30	M8	13	25	37
10	21	35	M10	16	32	—

U Bolt Set



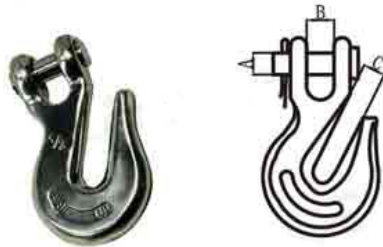
Size(mm)	Dimensions(mm)			Weight (lbs)
	A	B	C	
4	4	64	30	0.039
5	5	80	40	0.07
6	6	80	40	0.1
8	8	60	25	0.14
8	8	70	35	0.15
8	8	80	40	0.16
8	8	90	50	0.18
8	8	100	50	0.19
8	8	110	70	0.198
10	10	90	40	0.41
10	10	130	55	0.45
12	12	150	65	0.78

Ring Eye Bolts With Washer & Nut



Size(mm)	Dimensions(mm)				Weight (lbs)
	A	B	C	D	
6	6	34	60	35	0.11
6	6	54	80	35	0.127
6	6	74	100	35	0.13
8	8	72	110	45	0.25
8	8	92	130	45	0.27
10	10	70	130	50	0.4
10	10	90	150	50	0.42

Clevis Grab Hooks



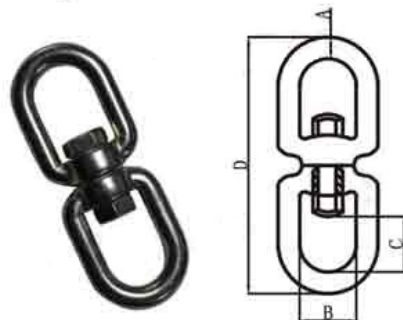
Size(in)	Dimensions(in)			WLL(lbs)	Weight (lbs)
	A	B	C		
1/4"	0.28"	0.4"	0.35"	1250	0.37
5/16"	0.37"	0.46"	0.45"	1800	0.64
3/8"	0.49"	0.56"	0.5"	2500	0.9
1/2"	0.62"	0.7"	0.65"	3600	1.94

Eye Grab Hooks



Size(in)	Dimensions(in)			WLL(lbs)	Weight (lbs)
	A	B	C		
1/4"	0.52"	0.35"	3.03"	1250	0.28
5/16"	0.64"	0.45"	4.05"	1800	0.5
3/8"	0.72"	0.5"	4.75"	2500	0.76
1/2"	0.93"	0.65"	6.25"	3600	1.61

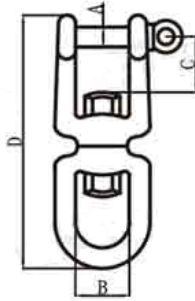
Eye & Eye Swivels



Size(mm)	Dimensions(mm)				WLL(kg)	BL (kg)
	A	B	C	D		
4	4	11.5	13	50	113	450
5	5	13	14	60	163	650
6	6	14.5	15.5	66.5	300	1200
8	8	19.5	21.5	90	475	1900
10	10	23.5	26	112	875	3500
13	13	33	33.5	148	1250	5000
16	16	38	42.5	186	2125	8500
20	19	40.5	51	223	2500	10000
22	22	48.5	61	258	2875	11500
25	25	65	73	290	3250	13000

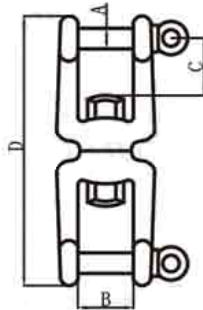
STAINLESS STEEL

Jaw & Eye Swivels



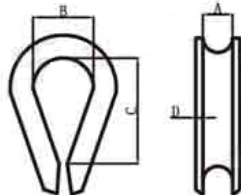
Size(mm)	Dimensions(mm)				WLL(lbs)	BL (kg)
	A	B	C	D		
6	6	12	11	60	300	1200
8	8	16	15.5	80	475	1900
10	10	20	20.5	103	875	3500
13	13	26	25.5	132	1250	5000
16	16	32	36	167	2125	8500
20	19	38	41	199	2500	10000

Jaw & Jaw Swivels



Size(mm)	Dimensions(mm)				WLL(kg)	BL (kg)
	A	B	C	D		
6	6	12	11	65	300	1200
8	8	16	15.5	86	475	1900
10	10	20	20.5	111	1250	3500
12	12	26	25.5	144.5	2125	5000
16	15	32	36	178	2500	8500
20	19	38	41	213	7000	10000

Extra Heavy Wire Rope Thimbles



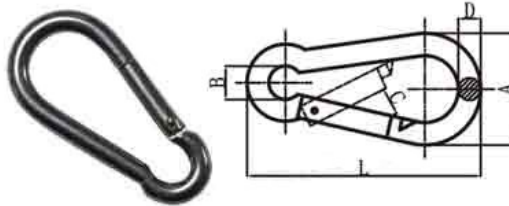
Size(in)	Dimensions(in)				Weight (lbs)
	A	B	C	D	
3/16"	0.21"	0.75"	1.37"	0.06"	0.057
1/4"	0.28"	0.87"	1.62"	0.07"	0.066
5/16"	0.34"	1.06"	1.87"	0.08"	0.115
3/8"	0.43"	1.12"	2"	0.11"	0.222
7/16"	0.47"	1.25"	2.38"	0.12"	0.33
1/2"	0.56"	1.5"	2.5"	0.15"	0.5
9/16"	0.59"	1.5"	2.5"	0.15"	0.5
5/8"	0.68"	1.75"	3"	0.18"	0.74
3/4"	0.81"	2"	3.75"	0.22"	1.77
7/8"	0.93"	2.25"	4"	0.22"	2.31
1"	1.12"	2.5"	4.37"	0.25"	2.96

Standard Wire Rope Thimbles



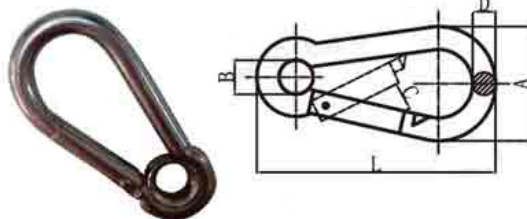
Size(in)	Dimensions(in)				Weight (lbs)
	A	B	C	D	
1/8"	0.16"	0.69"	1.31"	0.05"	0.015
3/16"	0.22"	0.69"	1.31"	0.05"	0.017
1/4"	0.28"	0.69"	1.31"	0.05"	0.02
5/16"	0.34"	0.81"	1.5"	0.05"	0.026
3/8"	0.41"	0.94"	1.63"	0.06"	0.033
1/2"	0.53"	1.13"	1.88"	0.08"	0.154
5/8"	0.66"	1.38"	2.25"	0.13"	0.44
3/4"	0.78"	1.63"	2.5"	0.14"	0.55
7/8"	0.94"	1.88"	3.5"	0.16"	1.04
1"	1.08"	2.5"	4.25"	0.16"	1.26
1 1/8"	1.31"	2.75"	4.5"	0.22"	2.4

Stainless Steel Snap Hooks



Size(mm)	Dimensions(mm)					WLL (lbs)	Weight 100pcs (lbs)
	A	B	C	D	L		
4*40	20	7	7	4	40	80	1.81
5*50	25	8	7	5	50	100	4.04
6*60	30	9	8	6	60	140	6.3
7*70	35	10	8	7	70	200	10.08
8*80	40	12	9	8	80	250	15.69
9*90	45	12	10	9	90	280	20.17
10*100	50	16	11	10	100	400	32.26
11*120	57	18	16	11	120	500	43
12*140	67	20	19	12	140	600	60.48
13*180	74	22	25	13	160	700	80.07
14*180	86	29	35	14	180	900	110.33

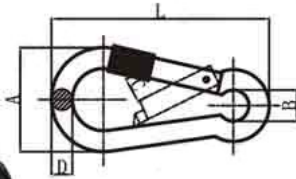
Stainless Steel Snap Hooks With Eyelet



Size(mm)	Dimensions(mm)					WLL (lbs)	Weight 100pcs (lbs)
	A	B	C	D	L		
4*40	20	5	6	4	40	80	1.88
5*50	25	5	7	5	50	100	3.97
6*60	30	5	7	6	60	140	6.62
7*70	35	7	10	7	70	200	11
8*80	40	10	11	8	80	250	15.45
9*90	45	10	11	9	90	280	21.62
10*100	50	13	12	10	100	400	31.33
11*120	57	13	19	11	120	500	46.34
12*140	67	15	20	12	140	600	60.88
13*160	74	17	29	13	160	700	79

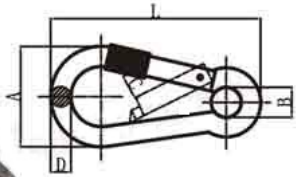
STAINLESS STEEL

Stainless Steel Snap Hooks With Screw



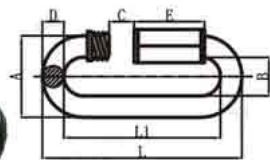
Size(mm)	Dimensions(mm)					WLL (lbs)	Weight 100pcs (lbs)
	A	B	C	D	L		
5*50	25	8	7	5	50	80	4.41
6*60	30	9	8	6	60	100	7.1
7*70	35	10	8	7	70	140	11.03
8*80	40	12	9	8	80	200	16.7
9*90	45	12	10	9	90	250	21.62
10*100	50	15	11	10	100	280	35.3
11*120	57	18	16	11	120	400	46.34
12*140	67	20	19	12	140	500	62.69
13*160	74	22	25	13	160	700	80.98

Stainless Steel Snap Hooks With Eyelet and Screw



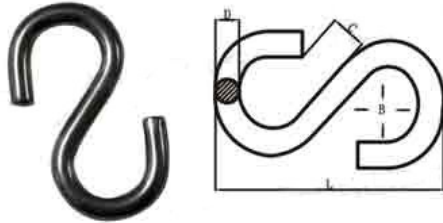
Size(mm)	Dimensions(mm)					WLL (lbs)	Weight 100pcs (lbs)
	A	B	C	D	L		
5*50	25	5	6	5	50	100	2.1
6*60	30	5	7	6	60	140	3.22
7*70	35	7	7.5	7	70	200	5.04
8*80	40	10	8.5	8	80	250	7.7
9*90	45	10	9	9	90	280	9.9
10*100	50	13	10	10	100	400	16.2
11*120	57	13	16	11	120	500	22
12*140	67	15	18	12	140	600	28
13*160	74	17	25	13	160	700	37

Stainless Steel Quick Links



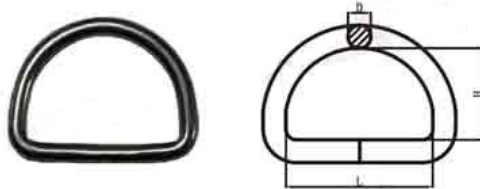
Size(mm)	Dimensions(mm)							WLL (lbs)	Weight 100pcs (lbs)
	A	B	C	D	L	L1	E		
3.5	17	10	5	3.5	36	29	11	175	1.79
4	19.5	11.5	5.5	4	39.5	31.5	12.5	500	2.69
5	23	13	6.5	5	48.5	35.5	16	650	4.63
6	26.5	14.5	7.5	6	57	45	19	875	7.83
7	30	16	8.5	7	66	52	21.5	1200	14.56
8	33.5	17.5	10.5	8	74	58	24	1525	16.8
9	37	19	11	9	80	62	26	1975	24.65
10	40.5	20.5	12	10	89	69	29	2300	30.23
12	47.5	23.5	15	12	104.5	80.5	33	2500	56
14	54.5	26.5	17	14	121	93	38.5	2800	79

Stainless Steel S-Hooks




Size(mm)	Dimensions(mm)				Weight 100pcs (lbs)
	B	C	D	L	
3*25	7	3.5	3	25	0.3
4*35	11	5	4	35	0.7
5*45	14	6	5	45	1.5
6*55	16	7	6	55	2.6
7*65	18	8	7	65	4.4
8*75	23	10	8	75	5.6
10*100	25	13	10	100	12.7
12*120	30	15	12	120	14

Stainless Steel Dee Rings



Size(mm)	Dimensions(mm)		
	D	L	H
4*25	4	25	22
4*30	4	25	27
4*40	4	30	37
5*40	5	30	37
5*50	5	32	47
6*40	6	40	37
6*50	6	50	47
6*60	6	30	47
8*40	8	40	37
8*50	8	45	50

Stainless Steel Round Rings



Size(mm)	Dimensions(mm)		Weight 100pcs (lbs)
	D	H	
4*25	4	25	0.91
4*30	4	30	1.07
4*40	4	40	1.39
5*40	5	40	2.23
5*50	5	50	2.58
6*40	6	40	3.27
6*50	6	50	3.99
6*60	6	60	4.69
7*35	7	35	4.2
8*40	8	40	6.06

STAINLESS STEEL

Swivel Eye Bolts Snap



Size(mm)	Dimensions(mm)			WLL (kg)	BL (kg)
	A	B	C		
65	10.5	63.5	7	45	180
88	12.5	88	13	63	250
90	15.8	90	13	163	650
93	19	93	13	163	650
100	25.4	100	13	150	600
119	28.6	119	17	150	600
123	31.75	123	17	125	500

Double Ended Bolts Snap



Size(mm)	Dimensions(mm)				WLL (kg)	BL (kg)
	A	B	C	D		
90	90	9	10.5	9.4	45	180
105	105.5	9.5	11	10	88	350
121	121.5	9.5	12.5	13	90	360

Spring Snap-Casted(Hook End)



Size(mm)	Dimensions(mm)			WLL (kg)	BL (kg)
	A	B	C		
50	25	9	50	60	250
53	30	8.5	53	75	300
60	32.75	7.5	60	80	320
65	35	8.7	65	85	350
90	49	11	90	175	700

Spring Snap-Castings, Eye End



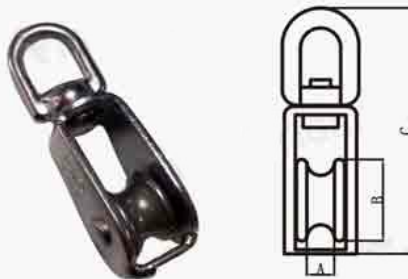
Size(mm)	Dimensions(mm)			WLL (kg)	BL (kg)
	A	B	C		
50	23.5	50	10.5	55	220
70	31	70	12.5	125	500
100	47	100	20	225	900

Eye Bolts With Butterfly Nut



Size (mm)	Weight (kg)	Dimensions(mm)									
		D1	D2	D3	D	T	W	L1	L	B	L2
8*80	0.07	8	10	8	16	6	4	60	80	10	54
10*80	0.08	10	12	10	20	8	4.5	60	80	12	65
10*150	0.13	10	12	10	20	8	4.5	130	150	12	65
12*80	0.13	12	14	12	24	10	6	60	80	14	70
12*100	0.15	12	14	12	24	10	6	80	100	14	70
16*120	0.28	16	18	16	32	12	7	100	120	17	85
20*150	0.62	20	22	18	40	14.5	9	130	150	22	110
24*150	1.00	24	26	22	48	18	9.5	130	150	25	126
M4*250	1.30	24	26	22	48	18	9.5	230	250	25	126

Mame Swivel Blocks



Size(mm)	Dimensions(mm)			WLL (kg)	BL (kg)
	A	B	C		
15	6	15	60	—	—
20	6	20	70	—	—
25	10	25	82	375	1500
32	12	32	95	425	1800
50	21	50	124	700	3500