

10 SERIES-WATERPROOF BOX

10 series waterproof boxes are small to medium in size and offer cost effective solutions for many applications.



FEATURES

- *Material: ABS, AS(for clear lid)*
- *Temperature range: -20°C ~ 60°C*
- *Flammability rating: UL94HB*
- *Most of 10 series boxes meet IP65 of IEC 60529 dustproof and waterproof requirement*
- *A wide range of size*
- *Designed for mounting P.C.B. or DIN rail mounted terminal*
- *Transparent lid is available for most models*
- *Wall mounting holes and lid attaching screws are outside the sealing area*
- *Custom material and color available (Bone as standard color)*
- *Standard delivery: 1 box, 1 lid, 4 or 6 screws, 1 Seal*

































NOTE

1. *Optional accessories should be ordered separately.*
2. *We can accept customization of mold on condition that you undertake the cost of the mold*
3. *For the bigger order(Over 500 pieces), material of ROHS or UL94-V0 is available.*
4. *A little difference of colors maybe exist for different order, but we make it similar as possible as we can.*

10 Sealed plastic enclosure

Plastic junction box

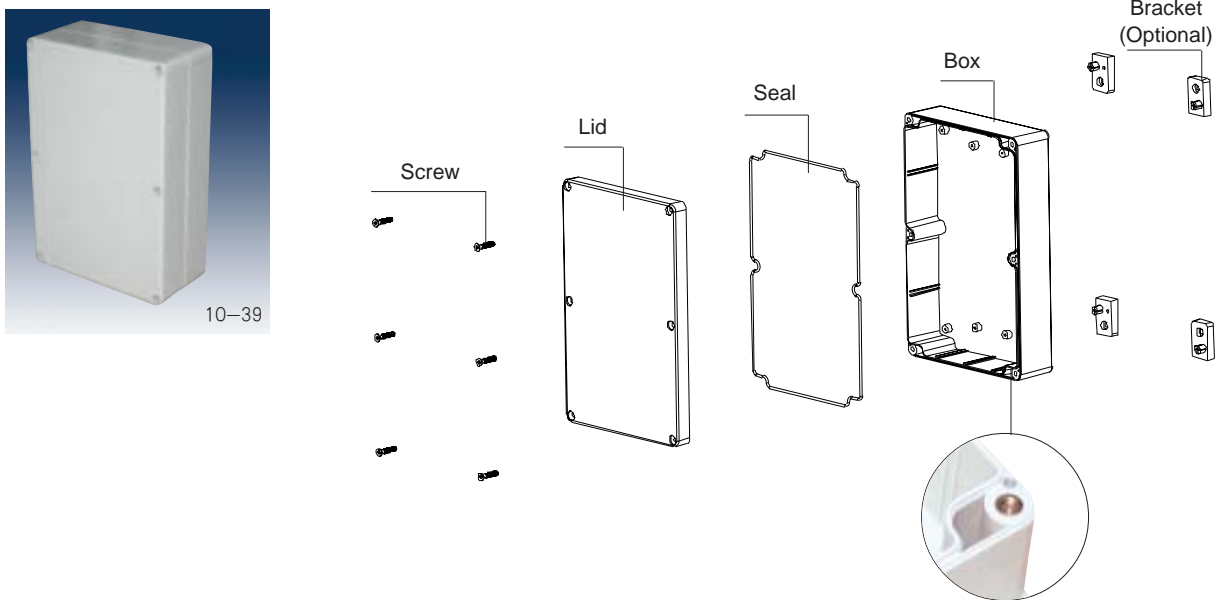
 10-1:115x90x55	 10-1-1:115x90x70	 10-2:115x90x55	 10-3:100x68x50	 10-3-1:100x68x70	 10-4:100x68x50
 10-5:200x120x75	 10-6:200x120x75	 10-7:158x90x60	 10-8:158x90x60	 10-9:160x160x90	 10-10:160x160x90
 10-11:160x160x120	 10-12:160x160x120	 10-13:265x185x96	 10-14:265x185x96	 10-15:210x160x70-40	 10-16:210x160x70-40
 10-20:194x80x56	 10-20-1:194x80x56	 10-21:120x120x90	 10-21-1:120x120x90	 10-22:64x58x35	 10-23:160x45x55
 10-38:222x145x55	 10-39:222x145x75	 10-38-1:222x145x55 10-39-1:222x145x75	 10-58:120x80x60	 10-58-1:120x80x60	 10-59:80x80x55 10-59-1:Clear lid

Size			Indoor		Outdoor	
Length/mm	Width/mm	Height/mm	ABS		PC(PC/ABS)	
			Solid lid	Clear lid	Solid lid	Clear lid
115	90	55	10-1	10-2	10-1-PG	10-2-PT
115	90	70	10-1-1	10-1-2	10-1-1-PG	10-1-2-PT
100	68	50	10-3	10-4	10-3-PG	10-4-PT
100	68	70	10-3-1	10-3-2	10-3-1-PG	10-3-2-PT
200	120	75	10-5	10-6	10-5-PG	10-6-PT
158	90	60	10-7	10-8	10-7-PG	10-8-PT
160	160	90	10-9	10-10	10-9-PG	10-10-PT
160	160	120	10-11	10-12	10-11-PG	10-12-PT
265	185	96	10-13	10-14	10-13-PG	10-14-PT

10 Sealed plastic enclosure

Size			Indoor		Outdoor	
Length/mm	Width/mm	Height/mm	ABS		PC(PC/ABS)	
			Solid lid	Clear lid	Solid lid	Clear lid
210	160	70-40	10-15	10-16	10-15-PG	10-16-PT
194	80	56	10-20	10-20-1	10-20-PG	10-20-1-PT
120	120	90	10-21	10-21-1	10-21-PG	10-21-1-PT
64	58	35	10-22	10-22-1	10-22-PG	10-22-1-PT
160	45	55	10-23	10-23-1	10-23-PG	10-23-1-PT
222	145	55	10-38	10-38-1	10-38-PG	10-38-1-PT
222	145	75	10-39	10-39-1	10-39-PG	10-39-1-PT
120	80	60	10-58	10-58-1	10-58-PG	10-58-1-PT
80	80	55	10-59	10-59-1	10-59-PG	10-59-1-PT

Assembly drawing for plastic junction box




Unit: mm

	T1	T2	T3	T4	L1	L2	L3	L4	H1	H2
10-1	115	109	102.5	77	90	84	77.5	68	15	40
10-1-1	115	109	102.5	77	90	84	77.5	68	15	55
10-2	115	109	102.5	77	90	84	77.5	68	15	40
10-3	100	92	87.5	80	68	60	56	46	15	35
10-3-1	100	92	87.5	80	68	60	56	46	15	57
10-4	100	92	87.5	80	68	60	56	46	15	35
10-5	200	194	188	160	120	114	108	92	15	60
10-6	200	194	188	160	120	114	108	92	15	60
10-7	158	152	148	140	90	84	79	48.5	20	40
10-8	158	152	148	140	90	84	79	48.5	20	40
10-9	160	154	146	137.5	160	154	146	95	30	60
10-10	160	154	146	137.5	160	154	146	95	30	60
10-11	160	154	146	137.5	160	154	146	95	30	90
10-12	160	154	146	137.5	160	154	146	95	30	90
10-13	265	259	253	245	185	179	173	165	21	75
10-14	265	259	253	245	185	179	173	165	21	75
10-15	210	204	-	-	160	154	-	-	28-15.5	41-25
10-16	210	204	-	-	160	154	-	-	28-15.5	41-25
10-20	194	189	184	160	80	74	68	45	10.5	45.5
10-20-1	195	187	184	160	80	74	68	45	10.5	45.5
10-21	120	114	105	56	120	114	105	98	30	60

Unit: mm

	T1	T2	T3	T4	L1	L2	L3	L4	H1	H2
10-21-1	120	114	105	56	120	114	105	98	30	60
10-22	64	57.5	52	20	58	51.5	46	-	10	25
10-23	160	155	151	143	45	39	37	20	15	40
10-38	222	216	210	182	145	139	134	116	15	40
10-38-1	222	216	210	182	145	139	134	116	15	40
10-39	222	216	210	182	145	139	134.5	116	35	40
10-39-1	222	216	210	182	145	139	134.5	116	35	40
10-58	120	114	108.5	82	80	74	69	59	20	40
10-58-1	120	114	108.5	82	80	74	69	59	20	40
10-59	80	76	44	70.5	80	74	70.5	60	16	39
10-59-1	80	76	44	70.5	80	74	70.5	60	16	39

Plastic terminal block box




10-63:280x190x180
10-63-1:clear lid

10-64:280x190x130
10-64-1:clear lid

10-65:340x280x130
10-65-1:clear lid

10-66:380x280x130
10-66-1:clear lid

10-67:380x280x180
10-67-1:clear lid



10-71:280x280x130
10-71-1:clear lid

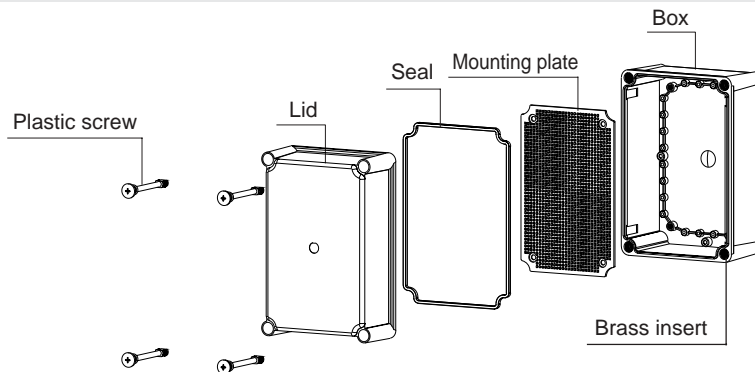
10-76:280x280x180
10-76-1:clear lid

10-80:550x380x180
10-80-1:clear lid

10-81:380x190x130
10-81-1:clear lid

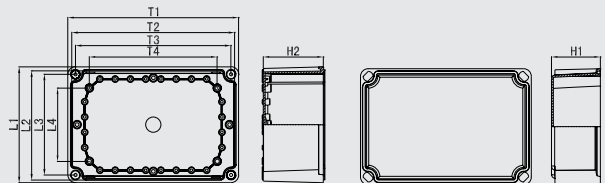
Size			Indoor		Outdoor	
Length/mm	Width/mm	Height/mm	ABS		PC(PC/ABS)	
			Solid lid	Clear lid	Solid lid	Clear lid
280	190	180	10-63	10-63-1	10-63-PG	10-63-1-PT
280	190	130	10-64	10-64-1	10-64-PG	10-64-1-PT
280	340	130	10-65	10-65-1	10-65-PG	10-65-1-PT
280	380	130	10-66	10-66-1	10-66-PG	10-66-1-PT
280	380	180	10-67	10-67-1	10-67-PG	10-67-1-PT

Assembly drawing for plastic terminal block box



Unit:mm

	T1	T2	T3	T4	L1	L2	L3	L4	H1	H2
10-63	280	268	241	249	190	174	151	153	80	100
10-64	280	272	255	250	190	176	165	153	30	100
10-65	340	320	316	295	280	260	256	235	30	100
10-66	380	362	355	340	280	262	255	241	30	100
10-67	380	362	355	340	280	262	255	241	80	100

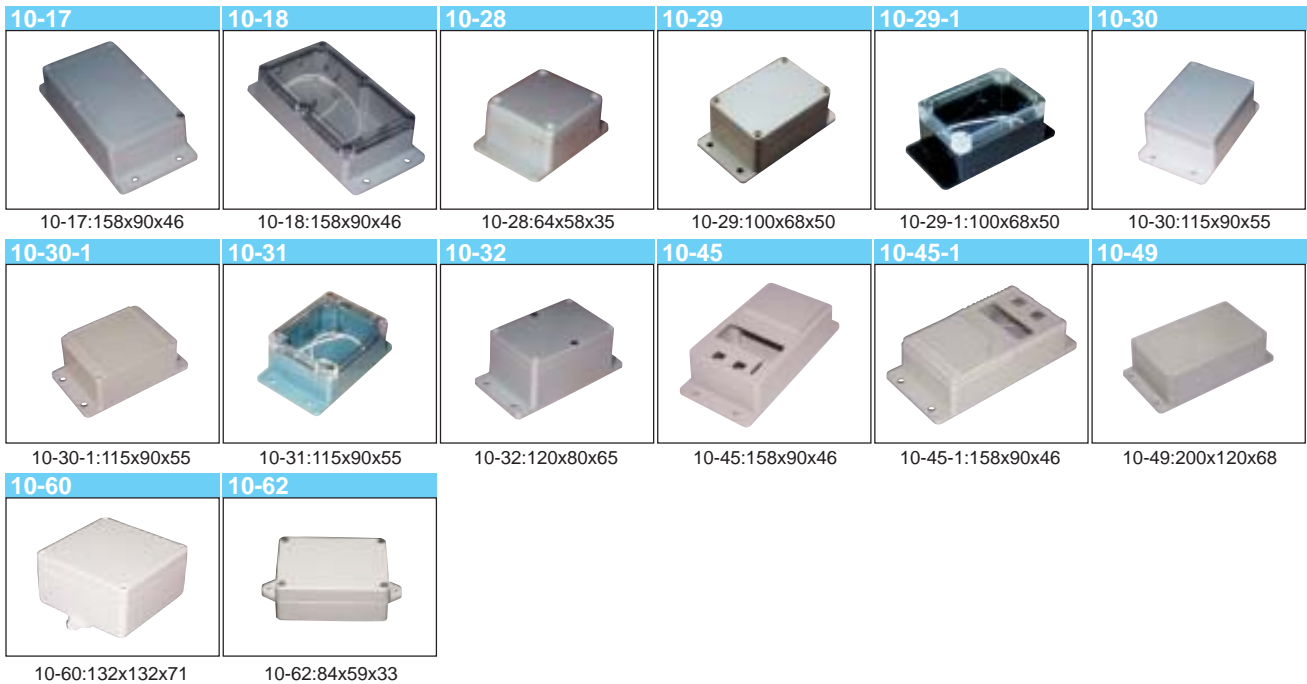


Unit:mm

	T	L	H
10-63	262	168	4
10-64	266	170	4
10-65	314	254	4
10-66	356	256	4
10-67	356	256	4

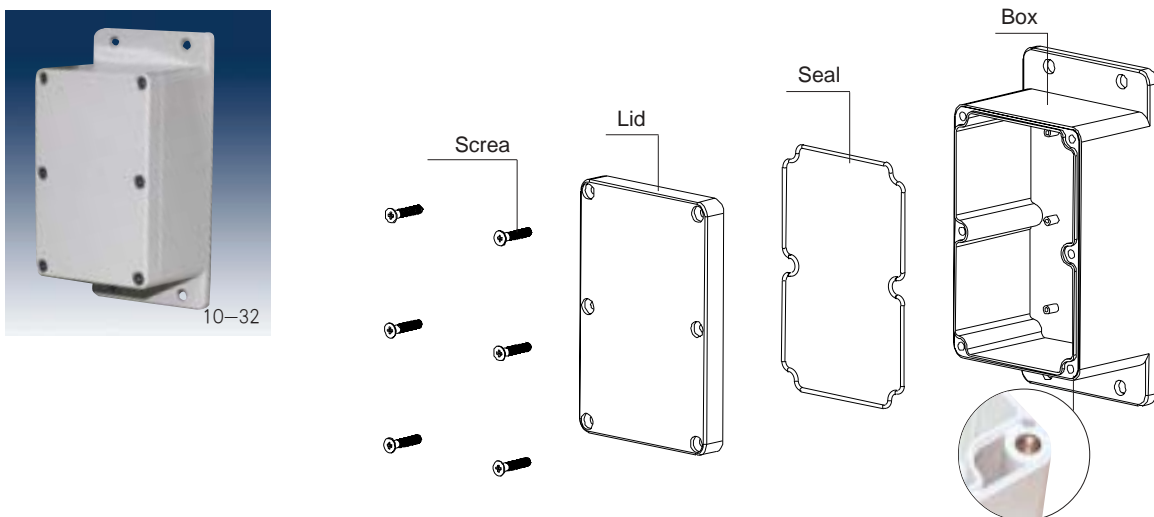


Flanged plastic box



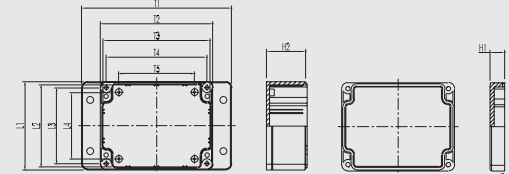
Size			Indoor		Outdoor	
Length/mm	Width/mm	Height/mm	ABS		PC(PC/ABS)	
			Solid lid	Clear lid	Solid lid	Clear lid
158	90	46	10-17	10-18	10-17-PG	10-18-PT
64	58	35	10-28	10-28-1	10-28-PG	10-28-1-PT
100	68	50	10-29	10-29-1	10-29-PG	10-29-1-PT
115	90	55	10-30	10-31	10-30-PG	10-31-PT
115	90	55	10-30-1	10-30-2	10-30-1-PG	10-30-2-PT
120	80	65	10-32	10-32-1	10-32-PG	10-32-1-PT
158	90	46	10-45	10-45-1	10-45-PG	10-45-1-PT
200	120	68	10-49	10-49-1	10-49-PG	10-49-1-PT
132	132	71	10-60	10-60-1	10-60-PG	10-60-1-PT
84	59	33	10-62	10-62-1	10-62-PG	10-62-1-PT

Assembly drawing for flanged plastic box



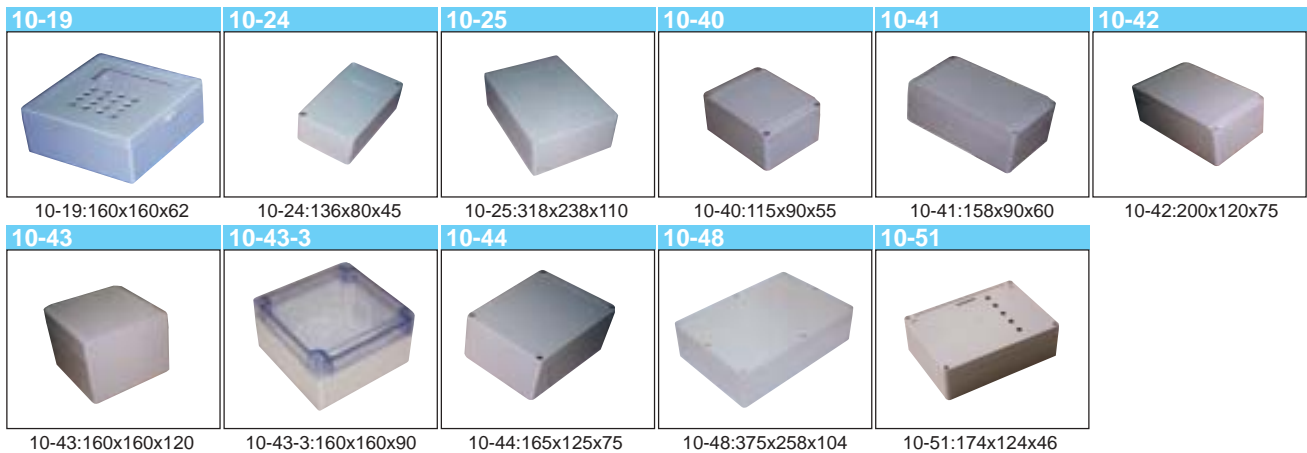
10 Sealed plastic enclosure

Unit:mm											
	T1	T2	T3	T4	T5	L1	L2	L3	L4	H1	H2
10-17	196	158	151	146	104	90	85	78	50	12.5	33.5
10-18	196	158	151	146	104	90	85	78	50	12.5	33.5
10-28	89	64	57.5	52	20	58	51.5	46	-	10	25
10-29	132	100	94	88	46	68	62	56	46	15	35
10-29-1	132	100	94	88	46	68	62	56	46	15	35
10-30	153	115	109	102.5	77	90	84	77.5	68	15	40
10-30-1	153	115	109	102.5	77	90	84	77.5	68	15	40
10-31	153	115	109	102.5	77	90	84	77.5	68	15	40
10-32	159	120	114	109	84	80	74	69	42	13	52
10-45	196	158	151	146	104	90	85	78	50	11	35



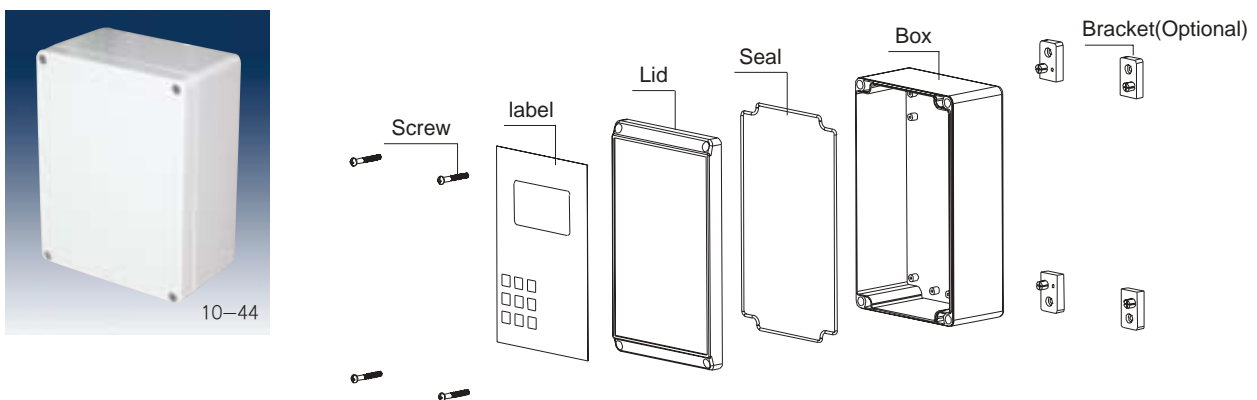
	T1	T2	T3	T4	T5	L1	L2	L3	L4	H1	H2
10-45-1	196	158	151	146	104	90	85	78	50	11	35
10-49	239	200	196	188	162	120	116	108	90	15	53
10-60	147	132	124	117	-	132	124	117	-	15	56
10-62	108	84	77	73	50.5	59	52	48	43	12	21

Label plastic box



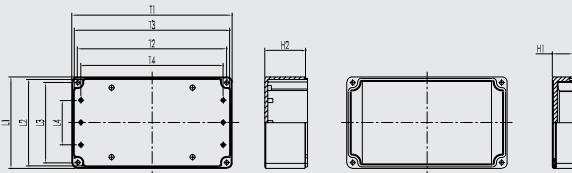
Size			Indoor		Outdoor	
Length/mm	Width/mm	Height/mm	ABS		PC(PC/ABS)	
			Solid lid	Clear lid	Solid lid	Clear lid
160	160	62	10-19	-	10-19-PG	-
136	80	45	10-24	10-24-1	10-24-PG	10-24-1-PT
318	238	110	10-25	10-25-1	10-25-PG	10-25-1-PT
115	90	55	10-40	10-40-1	10-40-PG	10-40-1-PT
158	90	60	10-41	10-41-1	10-41-PG	10-41-1-PT
200	120	75	10-42	10-42-1	10-42-PG	10-42-1-PT
160	160	120	10-43	10-43-1	10-43-PG	10-43-1-PT
160	160	90	10-43-2	10-43-3	10-43-2-PG	10-43-3-PT
165	125	75	10-44	10-44-1	10-44-PG	10-44-1-PT
375	258	104	10-48	10-48-1	10-48-PG	10-48-1-PT
174	124	46	10-51	10-51-1	10-51-PG	10-51-1-PT

Assembly drawing for label plastic box











10 Sealed plastic enclosure

Unit:mm



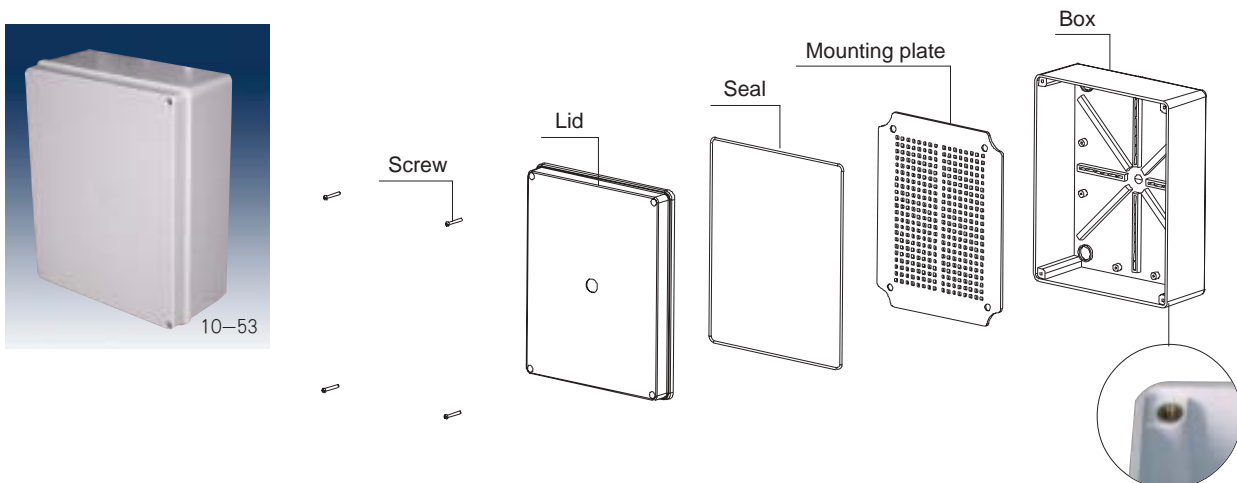
	T1	T2	T3	T4	L1	L2	L3	L4	H1	H2
10-19	160	154	-	-	160	154	-	-	14	48
10-24	140	134	129	78	80	75	70	61	15	30
10-25	318	310	298	242	238	230	218	160	20	90
10-40	115	109	104	81	90	84	79	72	15	40
10-41	158	153	147	80	90	85	79	68.5	18	42
10-42	200	194	188	160	120	114	108	92	15	60
10-43	160	154	146	137.5	160	154	146	95	30	90
10-43-3	160	154	146	137.5	160	154	146	95	30	60
10-44	165	159	152	103.5	125	119	112	92	14	61
10-48	380	373	360	340	260	253	241	160	25	79
10-51	174	168	162	132	124	118	112	91	16	40

Label plastic box

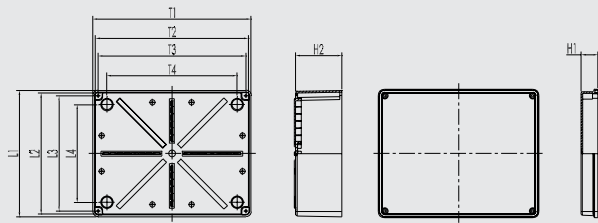
10-33	10-50	10-52	10-53	10-54	10-55
					
10-33: 220x151x96	10-50: 245x186x100	10-52: 305x228x120	10-53: 245x195x98	10-54: 195x145x77	10-55: 155x115x75
10-33-1: Solid lid	10-50-1: Solid lid	10-52-1: Solid lid	10-53-1: Solid lid	10-54-1: Solid lid	10-55-1: Solid lid
10-56	10-57				
					
10-56: 127x87x60	10-57: 110x110x60				
10-56-1: Solid lid	10-57-1: Solid lid				

Size			Indoor		Outdoor	
Length/mm	Width/mm	Height/mm	ABS		PC(PC/ABS)	
			Solid lid	Clear lid	Solid lid	Clear lid
220	151	96	10-33	10-33-1	10-33-PG	10-33-1-PT
245	186	100	10-50	10-50-1	10-50-PG	10-50-1-PT
305	228	120	10-52	10-52-1	10-52-PG	10-52-1-PT
245	195	98	10-53	10-53-1	10-53-PG	10-53-1-PT
195	145	77	10-54	10-54-1	10-54-PG	10-54-1-PT
155	115	75	10-55	10-55-1	10-55-PG	10-55-1-PT
127	87	60	10-56	10-56-1	10-56-PG	10-56-1-PT
110	110	60	10-57	10-57-1	10-57-PG	10-57-1-PT

Assembly Drawing for plastic control box




10 Sealed plastic enclosure



Unit, mm

	T1	T2	T3	T4	L1	L2	L3	L4	H1	H2
10-33	220	214	208	156	151	145	138	84	40	55
10-50	250	244	234	206	190	184	174	136	30	70
10-52	305	300	281	276	228	222	202	195	42	78
10-53	245	237	227	216	195	187	177	155	27	71
10-54	195	189	174	159	145	140	125	116	25	52
10-55	155	151	138	42.5	115	110.5	97	95	23	52
10-56	127	119	107	85	87	79	68	63	18	42
10-57	103	98	88	-	103	98	88	-	18.5	43.5

Other waterproof box



10-47:125x90x40


10-68:110x74x35

10-69:164x76x40

10-70:180x109x66

10-72:110x75x41

10-73:123x55x40



10-46:170x105x78

10-74:76x55x46

10-75:250x240x85

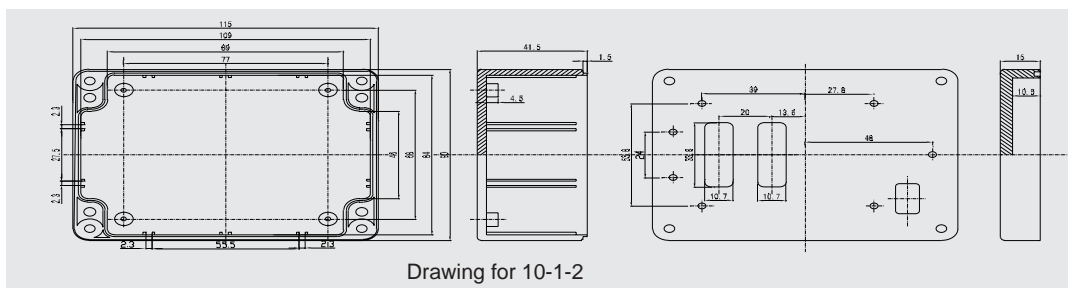
10-77:170x160x70

10-78:70x50x24

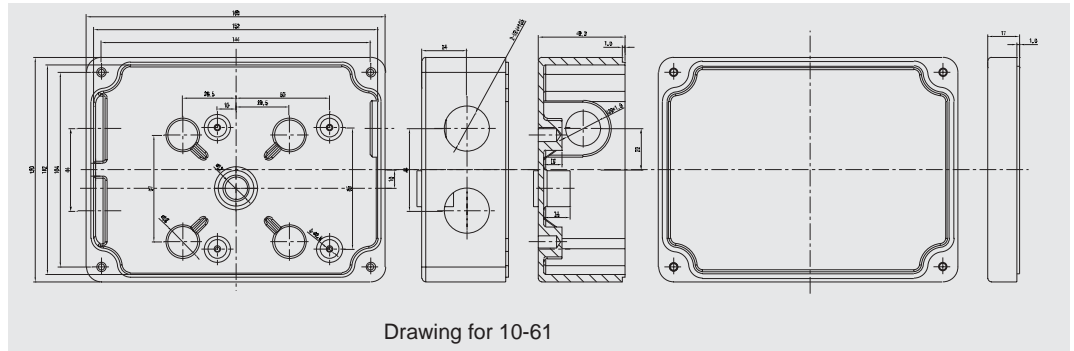
10-79:200x100x70




10-1-2:115x90x55



10-61:160x120x63



10-26:180x125x55



10-26-1:180x125x55



10-26-2:180x125x55

Mounting plate

